

ATIC Accessibility

**To support the accessible community
in making informed travel decisions
for their individual needs**



This report prepared for:

Business name:	THE OZONE
Address:	333 Victoria Drive
Town:	BURSWOOD
Date:	2023-06-30 16:17

ATIC Accessibility

The following pages provides travellers with information on the businesses facilities and amenities which aims to support the traveller to make an informed decision on whether the business is suitable for their individual needs.

OVERVIEW.....	4
Business Overview.....	4
Bookings	4
Emergency Management	4
Communications	5
Other Information	5
Guide Dog and Service Animals	5
GENERAL	6
Pre-arrival, arrival and reception	6
Car Park and Access amenities.....	6
Entry	7
Lifts	7
Internal Spaces	7
Public areas	8
Displays, exhibits, commentary and live performances	8
External Paths.....	8
Steps.....	8
Public Toilets/Adult change facilities	9
ATTRACTIONS.....	10
COMMON AREAS	18
Parks and gardens	18
Report Disclaimer	20

OVERVIEW

Business Overview

The business has the following products/services available

- Attraction

Our business caters for the following disability types:

- Blind or low vision
- Deaf or low hearing
- Limited mobility
- Wheelchairs or mobility scooters
- Food allergies or intolerances

Bookings

The business offers the following methods for bookings and enquiries:

- Phone
- Email
- Webportal
- Our website supports Screen Readers
- Our forms have high contrast boxes and submit boxes

Emergency Management

- The business has an emergency management and evacuation plan for guests with a disability
- Emergency and evacuation procedures are explained on arrival
- There is an emergency refuge that has an intercommunication system linked and has sufficient fire resistance levels.
- Guests with disabilities are noted in the guest log book for emergency and evacuation purposes

Communications

- An accessibility guide is available on the website

<https://theozone.com.au/accessibility/>

- Our website meets WCAG 2.0 accessibility standards

Other Information

- The business accepts the companion card

Guide Dog and Service Animals

- The business provides a toilet area for service animals

The business provides the following services for services animals:

GENERAL

Pre-arrival, arrival and reception

The business has the following in place to support guests during pre-arrival, arrival and reception

- Booking information and websites are compatible with screen readers
- There is a reception/public entryway.
- Seating available at reception
- A lower counter at reception/ticket office
- A tablet with text to voice or pen and paper at reception to aid in communication
- Picture Board at reception to aid in communication
- Lighting in the reception area is even and glare free

Check in is digital or can be performed by admin.

- Information and maps are available in written form
- A familiarisation tour

Whilst on tour, Tour Guides will assist all patrons to any required facilities regardless of their abilities as the Stadium is a high risk venue.

The following steps are in place to ensure that people with fatigue related to their disability are not disadvantaged by long wait times:

All tour departure tour times are scheduled and seating available upon arrival.

Car Park and Access amenities

The business has the following Car Park and Access amenities

- A drop off zone
- Designated disabled parking bays
- Level or ramped access from the car park to the entrance
- The accessible entrance is clearly signed from the parking bay
- Kerb ramps are in place where a pavement or walkway needs to be crossed

Entry

The business has the following amenities/systems in place for entry

- A path of access to the building is slip resistance and even
- A path of access to the building is clear of obstruction
- Self opening entry doors or fitted with a self closer
- Glass doors are fitted with a visual sighting strip
- Door jams/doors are of a contrasting colour to surrounding walls
- Door handles are of a contrasting colour to the door
- Signage is written in a contrasting colour
- The entry door is a minimum of 850mm wide
- The entrance sill is less than 13mm
- There a clear space of at least 1500mm x 1500mm in front of all doors.
- The entrance door mats have a thickness less than 13mm and a width of 7500mm or greater

Lifts

- The lifts have the following amenities in place

Lift Location: Various some public and some staff only

- This lift is available to all public floors
- The lift contains a visual method of identifying the floor level
- There is a breakdown procedure for lifts containing guests with a hearing impairment
- The lift doors contrast with the surrounding wall finishes
- The lift call buttons contrast with the surrounding wall finishes
- The lift floor buttons have large print numbers
- The lift buttons have braille floor numbers
- The lift has audio floor announcements
- The lift has an easily identifiable/tactile emergency button
- The doors open to a clear span of 880mm
- The minimum size of the lift 1100mm wide by 1400mm deep
- The control button heights are between 900mm and 1200mm
- There is a handrail of a minimum length of 600mm

Internal Spaces

- Clear and unobstructed routes through and between buildings
- Interior walls are matte or low sheen
- Floors, walls, counters and furniture are of contrasting colours

- Any protruding or overhanging obstructions are at least 2 meters above the floor or are protected
- Floor surfaces are hard or short pile carpet
- Seating is available for guests unable to stand for long periods
- All corridors greater than 900mm

Public areas

The public areas have the following amenities in place

- Even lighting
- Seating

Displays, exhibits, commentary and live performances

For displays, exhibits, commentary and live performances the following amenities are in place

- Wheelchair accessible spaces/seating

External Paths

External paths of travel have the following amenities in place

- Surfaces are concrete, asphalt, smooth paving or hard packed fine gravel (max aggregate size 13mm)
- Paths or slopes longer than 15 metres have resting places or seats
- Pathways are wider than 900mm

Steps

Steps have the following amenities in place

- There are steps.
- Top and bottom steps are easily distinguished through colour contrast or the use of TGSIs (Tactile Ground Surface Indicators)
- The underside of all staircases are enclosed or protected to a height of at least 2 metres
- Handrails fitted to all open sets of steps
- Handrails extend 300mm beyond the top and bottom step
- In addition, the following further information can assist guests:

Alternate routes are available to all guests not able to manage stairs/steps.

Public Toilets/Adult change facilities

Public Toilets/Adult change facilities have the following amenities are in place

- There is an accessible toilet for public use
- The door is at least 850mm wide
- There is a minimum of 850mm beside the toilet
- Handrails are fitted
- The toilet seat is 460mm above the floor
- There is 2 meters mm of clear space in front of the toilet
- The toilet seat of a contrasting colour to the floor
- The toilet seat is 460mm above the floor
- There is a registered changing places facility
- There is a 'Changing Place' within Both Changing Place locations are accessible within the Stadium and located on the tour route. of our business

ATTRACTIONS

Image(s)



ACROD Parking



ACROD Parking3



Cafe Entrance



Cafe Interior




Chaning Places Section 537



Chaning Places Section1 537



Disabled Bathroom



Goods Lift Exterior



Goods Lift Interior




Lift to Cafe **Error! Bookmark not defined.**



Lowered Reception Desk




On Viewing Platform1




Path to THE OZONE




Path to THE OZONE1




Path to THE OZONE2



Tactile Staircase to Cafe



THE OZONE Interior




THE OZONE Interior1



View from the roof



Wheelchair Briefing



Wheelchair Patron on VERTIGO

COMMON AREAS


Parks and gardens

- In addition, the following further information can assist guests:
- Handrails and stairs are built as per state/territory building code.
- Slip resistance surfaces are used.


Parks and Gardens Stair entry and exit Image(s)



On Viewing Platform1



Tactile Staircase to Cafe



Tactile Staircase to Cafe1



View from the roof

Report Disclaimer

Please note that this business report, provided as a result of the use of the diagnostic assessment, is for information purposes only.

Australian Tourism Industry Council (ATIC) cannot guarantee the accuracy of respondent's answers, or that they are fully representative of your business. Therefore, ATIC does not warrant or guarantee any particular outcome in respect of your businesses self-assessment.

This report is intended as guidance only for your business and should not be relied on for future marketing considerations. ATIC recommends that you seek your own independent advice as well as the results from the diagnostic.

Links to external web sites are inserted for convenience and do not constitute endorsement of material at those sites, or any associated organisation, product or service.

ATIC does not:

- a) Assume any legal liability for the accuracy, completeness, or usefulness of any information from this report or any links provided; or
- b) Accept responsibility for any loss associated directly or indirectly from the use of this report